



MARCH 28, 2022

# Market Trend News

REPORTING ON THE MARKETS SINCE 1993

Subscribe to Platinum

## **DNG** Dynacor Gold Mines

March 24th: Dynacor Declares April 2022 Monthly Dividend



**Dynacor's Veta Dorado plant in Peru: 430 tpd Production Capacity**



## **AMY** American Manganese

3-25-22 HOWESTREET.COM INTERVIEW

March 15th: American Manganese's RecycliCo Demonstration Plant Equipment Ready for Commissioning



INFO


INTERESTING INTERVIEWS & ARTICLES



**M**ining Stock Education  
How to Analyze  
Exploration Company  
Geophysical Data with  
Dr. Rob Stevens Ph.D. P.Geol.

Mining Stock Education.com  
Learn. Invest. Profit.

Mineral Exploration and Mining Essentials



Assessing Geophysical Data


**K**itco NEWS: These crises  
will reshape the world;  
Gold will be 'reinstated' as  
money - Doug Casey (Pt. 1/2)



**C**hat with Traders:  
ETH Mining Experiment  
Full-Scale BTC Basis Trading  
Oliver Chalk



Aaron Fifield



Oliver Chalk

**S**prot Money News Ask  
The Expert - March 2022  
with Peter Grosskopf

Ask  
The Expert

Peter Grosskopf

## WHO ARE THE RUSSIAN OLIGARCHS?

# The Russian Billionaires

Russia's ten richest individuals have lost more than \$38 billion in 2022 because of Western sanctions on Russia in reprisal for the invasion of Ukraine.

But who are these Russian oligarchs?

<b>1</b>		<b>2</b>		<b>3</b>		<b>4</b>		<b>5</b>	
	VLADIMIR POTANIN		LEONID MIKHELSON		ALEXEY MORDASHOV		VLADIMIR LISIN		ALISHER USMANOV
TOTAL WEALTH	<b>\$25.9B</b>		<b>\$22.6B</b>		<b>\$22.5B</b>		<b>\$21.6B</b>		<b>\$19.0B</b>

BY: BRUNO VENDITTI

READ FULL STORY

## VISUALIZING THE EU'S ENERGY DEPENDENCY

# VISUALIZING THE EUROPEAN UNION'S ENERGY DEPENDENCY

Europe's dependence on energy imports has become a major source of criticism in 2022, but is it actually a cause for concern?

This infographic visualizes the EU-27's energy dependence, as well as its top import partners.

Energy dependency

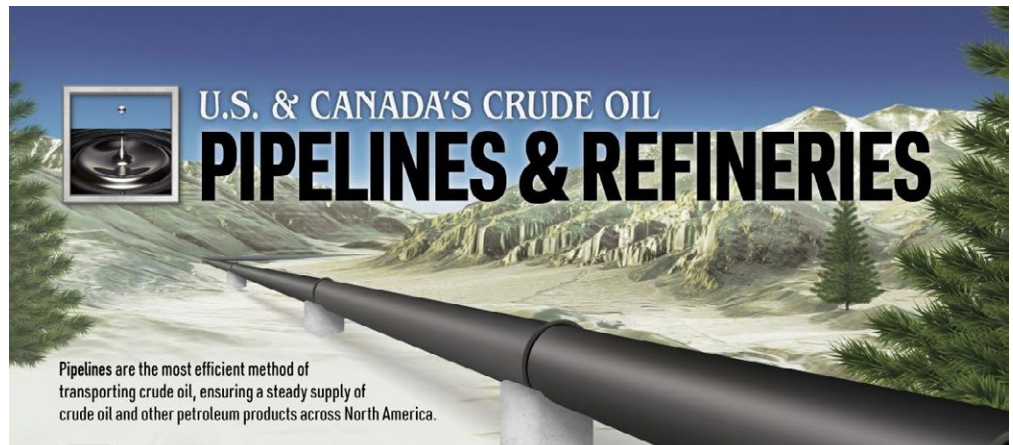


The EU-27 excludes the UK

READ FULL STORY

BY: MARCUS LU

## INTERACTIVE MAP: CRUDE OIL PIPELINES AND REFINERIES OF THE U.S. AND CANADA



BY: CHRISTINA KOSTANDI

READ FULL STORY

**DNG****CORPORATE SPONSOR**

# dynacor

## About Dynacor

- An environmentally and socially responsible industrial gold ore processor
- Committed to shareholder returns through monthly dividend stream and stock buyback program
- An alternative gold company investment with a proven and profitable business model
- Engaged in precious metal sales through the processing of ore purchased from the ASM (artisanal small-scale mining) industry
- Environmentally and socially responsible gold sales through PX IMPACT® gold program
- Fine luxury watchmakers pay premiums for certified clean PX IMPACT® gold
- Decades of experience servicing the ASM industry

**NEW FEBRUARY 2022  
12 PAGE PRESENTATION****3 YEAR PERFORMANCE REVIEW****DNG NEWS RELEASES**

**O**ur featured company is a very profitable TSX listed company focused on gold ore processing in Peru. They have been pouring gold in Peru since 1998.

### 10 Consecutive Years of Profit

- Peru's largest ASM (artisanal small-scale mining) ore purchaser and processor
- Dynacor aims to become the world's leading processor of artisanal, environmentally and socially responsible gold ore
- Plans to leverage 22 plus years of expertise and expand business model globally
- Strategic partnership with Swiss based refiner, PX Precinox | PX GROUP
- \*Strong balance sheet with no debt and US\$13.4 million in cash reserves (as of Q2-2021 report)
- Non-dilutive business model with only 39 million shares outstanding (last equity financing in 2010)

### Financially Solid & Committed to Shareholder Returns

In May 2021, Dynacor declared its 2nd dividend increase by 33%. The dividend policy is a key component to Dynacor's strategy to return cash to shareholders.

Starting in January 2022 the company will be increasing its dividend 25% more to C\$0.10/yr.



**ANNUAL GOLD PRODUCTION EXCEEDING 100,000 OUNCES**

MONTREAL, March 16, 2022 -- Dynacor Gold Mines Inc. (TSX-DNG), an international gold ore industrial corporation servicing ASMs (artisanal and small-scale miners), today announces sales of US\$16.7 million (unaudited) (C\$21.2 million) (1) for February 2022, a 40.3% increase over 2021. The Corporation also saw a 13.6% month-over-month increase from last month's sales.

#### 5 Years Financial Highlights (in millions USD)

	Q3-2021	FY 2020	FY 2019	FY 2018	FY 2017	FY 2016
<b>Sales</b>	61.9	101.5	102.5	104.7	101.7	91.3
<b>Gross Op Margin</b>	7.9	13.6	13.0	13.2	13.4	12.1
<b>EBITDA</b>	7.2	11.7	10.7	10.5	11.0	9.0
<b>Net Income</b>	3.5	4.3	5.2	4.8	3.8	3.3
<b>EPS (BASIC)</b>	0.09	0.11	0.13	0.12	0.10	0.09
<b>*Dividend per share C\$</b>	0.02	0.06	0.045	0.02	Nil	Nil
<b>Debt</b>	Nil	Nil	3.0	Nil	Nil	5.9

\* In Q4-2021, Dynacor announced that starting January 2022, it will increase its dividend to C\$0.10 per year, a 25% increase



**Symbol: DNG**  
**Exchange: TSX**  
**Shares Outstanding: 39M**

**52 Week High: \$3.47**  
**52 Week Low: \$2.00**  
**TSX Close: \$3.40**

**US Listing: DNGDF****MTNews Start Date: 1-26-2022**



AMY

CORPORATE SPONSOR



AMERICAN MANGANESE INC.

A Critical Metal Company Focusing on Recycling Lithium Ion Electric Vehicle Batteries

With planned operation start-up in February 2022, American Manganese's 500 kg/day cathode waste RecycLiCo™ plant is poised to become the first hydrometallurgical demonstration facility in North America for lithium-ion battery recycling and upcycling.

Our featured company is a critical metal company focused on the recycling of lithium-ion batteries using their RecycLiCo™ Patented Process. The process offers a closed-loop and environmentally friendly hydrometallurgical solution for the recycling of cathode materials from spent lithium-ion batteries and battery manufacturing scrap. The Company achieves high recovery and purity of materials such as lithium, cobalt, nickel, manganese, and aluminum from cathode chemistries such as NCA (lithium nickel cobalt aluminum oxide), NMC (lithium nickel manganese cobalt oxide), LCO (lithium cobalt oxide), and LMO (lithium manganese oxide). The RecycLiCo™ patented process aims to produce materials as high-quality cathode precursor, that could be directly integrated into the re-manufacturing of battery cathodes using minimal processing steps.

Patented Technology & Publications

- The Company holds patents in Canada, US, China and South Africa for production of electrolytic manganese metals from low-grade manganese deposits
- Publication in the peer-reviewed Journal of the Electrochemical Society – Experimental Study on Recycling of Spent Lithium-Ion Battery Cathode Materials

Global Opportunity


- Bloomberg New Energy Finance projects that electric vehicles will surpass internal combustion engine vehicle sales before 2040
- Benchmark Minerals Intelligence is tracking 181 Battery Manufacturing Megafactories with over 3,000 GWh of capacity expected in the coming decade
- Proposed phase out of internal combustion vehicles in multiple countries and cities
- New USMCA trade agreement are creating a requirement for advanced batteries to originate from North American for use in future U.S. electric vehicles

Strong Market Fundamentals

- Closed-loop and sustainable lithium-ion battery recycling process
- Low operating cost (estimated reagent consumption cost of \$1/kg of cathode material processed)
- Low energy consumption & no high heat
- No landfill waste or toxic fumes
- High extraction and purity potential of lithium, nickel, cobalt, manganese, and aluminum

Battery Minerals are Critical Minerals

- U.S. Government published a Critical Minerals List, with 35 minerals and metals considered critical to the “national economy and national security” and cobalt, lithium, and manganese are included in the list
- Executive Order signed by the President of the United States, declaring a National Emergency to expand domestic mining industry for critical minerals



23 PAGE PRESENTATION

AMY NEWS RELEASES

12-14-21 PROACTIVE INTERVIEW

12-31-21 HOWESTREET INTERVIEW



A Patented Process for Recycling Lithium-ion Batteries

Making Lithium-ion Last Forever.™



Symbol: AMY  
Exchange: TSX Venture  
Shares Issued: 245M

52 Week High: \$1.79  
52 Week Low: .47  
TSX-V Close: .73

US Listing: AMYZF


MTNews Start Date: 01-10-2022

AMY Chart by TradingView



A FEW OF THE TOP DRILL INTERCEPTS  
WEEK TO: 03/25/2022 @MINERDECK

## TOP GOLD INTERCEPTS


BY EXPLORERS ON OUR  WATCHLIST: WEEK TO 03/25

Company	Drill Hole ID	Gold (g/t)	Interval (m)	Grade x Width (g-m)
New Found Gold	NFGC21462	69.15	14.15 fr 326	978
Freeman Gold	FG21003C	68.23	6 fr 57	409
G2 Goldfields	OKD113	52.7	7.4 fr 297	390
Freegold Ventures	GS2155A	0.78	385.2 fr 240	300
Arizona Metals	KM2158	3.42	68.4 fr 614	234
Osisko Mining	OSKW212601	45.6	5 fr 1,427	228
Galantas Gold	FRDD22UG181	31.7	7 fr 150	222
Moneta Gold	MGA21005	3.05	67 fr 533	204
Aztec Minerals	CAL22005	1.486	136.8 fr 0	203
Western Copper & Gold	DDH2104	0.55	347.47 fr 3	191
Timberline Resources	BHSE220C	4.1	44.2 fr 141	181.2
Calibre Mining	PVS21004	11.56	15 fr 38	173.4
QuestEx Gold & Copper	INDDH21162	1.92	90 fr 127	172.8
Golden Lake Exploration	JR2236DD	2.37	67.57 fr 43	160.1
Sabre Gold Mines	P2F95	14.3	10.7 fr 15	153.0
Orea Mining	MAR22019	5.18	22.86 fr 16	118.4
Damara Gold	KZ2105	39.2	3 fr 27	117.6
Gold Terra Resource	GTWL22002	19	4 fr 20	76.0
St. James Gold	DD21065	0.4	180.3 fr 4	72.1
Metals Creek Resources	DL22024	3.42	19.61 fr 707	67.1

MINER  
DECK

(1) This is not an exhaustive list but a subset of the publicly available results, based on the names we track on our watchlist. (2) The intervals reported here represent core-lengths. See the respective NR's for true width estimates. (3) Where both "cut" & "uncut" assays are provided, we report cut assays. (4) "fr" (from) indicates start of the interval or distance below surface if the former is not reported. (5) Only the best intercept was selected per company.

## TOP SILVER INTERCEPTS

BY COMPANIES ON OUR  WATCHLIST: WEEK TO 03/25

Company	Hole ID	Silver (g/t)	Interval (m)	Grade x Width (g-m)
Silver Tiger Metals	ET21296	686.7	25.9 fr 21	17,786
Radius Gold	AMDD21047	167	96 fr 245	16,032
GoGold Resources	LRGM21104	235.1	33.4 fr 266	7,852
Wolfden Resources	PB2102	82.25	50.1 fr 68	4,121
Arizona Metals	KM2158	47.2	68.4 fr 614	3,228
Universal Copper	21PC135	4.16	492.7 fr 5	2,050
Surge Copper	BRG21242	5.5	368 fr 28	2,024

MINER  
DECK

(1) This is not an exhaustive list but a subset of the publicly available results, based on the names we track on our watchlist. (2) The intervals reported here represent core-lengths. See the respective NR's for true width estimates. (3) Where both "cut" & "uncut" assays are provided, we report cut assays. (4) "fr" (from) indicates start of the interval or distance below surface if the former is not reported. (5) Only the best intercept was selected per company.

GTR / BZ

EDITOR'S  
WATCHLIST



March 11th 2022:  
MAG Silver to Acquire  
Gatling Exploration  
in All-Share Acquisition



Nov. 25th StockPal Interview

Oct. 24th Proactive Interview

Oct. 13th StockBox Interview

**G**atling Exploration (GTR TSX-V) closed Friday at .35 a share. On March 11th Gatling announced they had an agreement to be acquired by MAG Silver Corp (MAG TSX). The transaction would be an all-share transaction which, at the time of the news, would value Gatling at approximately C\$.40 per share. Unfortunately MAG Silver's stock price has dropped since the announcement and Gatling trades a nickel under that C\$.40 offer.

Every junior mining investor's goal is to own a junior that is taken over. Shareholders also expect management to be able to get fair value for the asset they have proven up. In my opinion, as a shareholder of this company, this asset has been given away. I would be surprised if they get the required 66% shareholder vote to complete the transaction.

"Gatling is a Canadian gold exploration company focused on advancing the Larder Gold Project, located in the prolific Abitibi greenstone belt in Northern Ontario. The Larder project hosts three high-grade gold deposits along the Cadillac-Larder Lake Break, 35 km east of Kirkland Lake. The Larder property has a global Mineral Resource Estimate (2021) of 388,000 oz Au Indicated and 933,000 oz Au Inferred gold ounces from both open pit and underground resources."

How much is gold worth in the ground, in a mining friendly country, with gold trading at almost \$2000.00US/oz? I don't think \$50USD/oz is unreasonable. 1.3 Million oz x \$50US/oz would put us at a market cap of US\$65M or CA\$80M, divided by fully diluted shares out, 51.1 Million, gives us a stock price of CA\$1.56. Ok, let us divide that in half, \$25USD per oz in the ground, that would give us CA.78 a share. This is almost double the current offer????

I guess we can hope Agnico Eagle (AEM TSX), who has property bordering the Gatling property, or some other company comes in with a higher offer. In my opinion, even a CA.75/share bid would be a great deal considering the expandability of this deposit.



GTR Chart by TradingView

**B**enz Mining (BZ TSXV-V) closed at .60 on Friday. On March 17th, Benz put out another update discussing the multi-commodity potential at their Ruby Hill East property.

#### HIGHLIGHTS

- Multiple geochemical anomalies identified in 2021 soils sampling
- Large 3.5km x 2km Cs-Li-Nb-Ta anomaly identified prospective for Lithium-Caesium-Tantalum (LCT) systems at Ruby Hill East complements the lithium prospectivity of the Upper Eastmain Greenstone belt
- Ruby Hill East anomaly coincident with intrusions and major structural boundaries making it an attractive lithium and nickel target that hasn't been the subject of modern exploration
- Strong 2km x 2km Au-Ag-Bi-W anomaly prospective for orogenic gold over the Southern Anomalies, a string of intense VTEM anomalies never drill tested before
- E Zone, newly discovered in 2021, has strong Ag-Cd-Cu-Zn signature, a signature that adds 2km of prospective strike to the existing 10km of Mine Horizon
- All anomalies are within 12km from Benz's camp and less than 5km from access roads

March 17th: Soils Anomalies Indicate Strong Multi-Commodity Potential at Ruby Hill East



**MTNEWS**

**THE GLOSSARY  
AND FINEPRINT**

## **Market Trend News Inc.**

#6, 3908 - 97 Street  
Edmonton, AB  
T6E 6N2

Web: [MarketTrendNews.com](http://MarketTrendNews.com)

Advertising: [Kelvin@MarketTrendNews.com](mailto:Kelvin@MarketTrendNews.com)

The Editor: [Editor@MarketTrendNews.com](mailto:Editor@MarketTrendNews.com)

Market Trend News has been featuring small cap companies for 29 years. The newsletter started out as a print publication and is now distributed over the web.

We feature micro cap and small cap companies that want to spread the word about their company and potential.

Our featured companies come from a wide variety of sectors such as mining, oil and gas, technology, biotech and cannabis.

The Corporate Sponsors pages (featured companies) are companies who have paid for a social media advertising package with Market Trend News Inc. Market Trend News Inc may have a stock position in the company being featured.

The Editor's Watchlist section contains featured companies that the Editor has positions in or is thinking of buying positions in. Consider it a swing trader's blog and in no way a recommendation to buy or sell securities. He is not an advisor. Please do your own research and consult a licensed advisor before taking action.

You are responsible for your trades.

**Subscribe**

## **S**ubscribe

### **Market Trend News Subscription**

Thanks to our corporate sponsors, we are able to cover our costs and offer our newsletter as a free subscription to the reader.

### **Platinum Subscription**

There are two levels of subscriptions. If you are seeing the Platinum logo in the top left hand corner of the first page, then you are Platinum Subscribed. The benefits are that you get the newsle

If you are NOT Platinum subscribed, you can upgrade by clicking on the Subscribe link above or you can remain on the regular list.

### **Unsubscribing**

We do not want to send to people who are not interested. Please use the single click removal link at the bottom of the email that was sent to you. You will be instantly removed.

## **L**inks

### **Tradingview**

Tradingview is an excellent online charting platform as well as a social network for traders and investors to exchange ideas.

## **G**lossary

### **Diamond Hands**

Slang term for an investor who is ready to hold a position for the end goal, despite the potential risk, headwinds and losses.

### **Doji Candle**

Doji Candles look like a cross because the financial instrument's open and close for the time period are close to equal.

### **Fibonacci Retracement (Fib)**

These are levels in the chart where support and resistance are likely to occur. The levels are 23.6%, 38.2%, 61.8%, and 78.6%. 50% is often added but is not an official level. The levels are calculated from two points chosen by the user, usually an extreme low and an extreme high.

### **FLEM & DHEM**

Fixed Loop Electromagnetic and Down Hole Electromagnetic Surveys

### **FOMC**

The Federal Open Market Committee consists of 12 members and is the U.S. Fed's monetary policymaking body. It is responsible for formulation of a policy designed to promote stable prices and economic growth.

### **FOMO**

Fear Of Missing Out

### **Naked Shorting**

It is the illegal practice of shorting stock that is not borrowed.

### **Nonfarm Payrolls**

Is an official statistic released by the U.S. department of labor, usually on the first Friday of the month. It is a measure of the number of workers in the U.S. excluding farm workers and those employed in private households or non-profit organisations.

### **Shorting**

Borrowing stock, selling it in the market to hopefully buy it back at a lower price, making profit from the difference in price, and then returning the borrowed stock.

### **Short Squeeze**

When a company's stock starts to quickly rise because people shorting the stock are trying to cover their losing positions to prevent further loss.

### **YOLO**

You Only Live Once